

Australian Cotton

From Seed To Sock Video

Student worksheet

Worksheet Purpose
 To be better able to make connections between your life and the lives of those who work to grow & create your cotton clothes. You will also be better placed to meet the outcomes of your lesson or unit.

1 Curious about the people and processes behind a pair of Australian grown, Australian made socks? What questions would you like to see answered in Cotton Australia's 'From seed to sock' video? Discuss this as a class and list your top three questions.

Questions	Answer

2 Write the occupation of each person who is involved in the sock production process below their photo.



.....

3 Circle the correct response. Andrew uses water efficiently and responsibly. This means he:

- A Uses the best technology and science to use the least water possible
- B Applies water quickly in a safe manner





Australian Cotton



From Seed To Sock Video

Student worksheet

4 Circle which of these is the average number of employees on a cotton farm?
2 7 20

5 Name a business you know that employs roughly the same number of people
.....

6 Write two things about the farm 'Waverly' that are similar to your community



Name three differences between 'Waverly' and your community
7 


8 Complete these sentences.
what surprised me about this video was...

what relates to me about the story of these socks is...

9 Revisit the questions you recorded in exercise 1 and record any answers that the video generated.

10 Do you think this video was worth viewing for our topic? Why or why not? Explain your answer.
.....
.....